



SAJ BRANCHES

SAJ Europe

Add: Maagdenstraat 44, 9600 Ronse, Belgium
E-mail: info@saj-electric.com

SAJ Netherlands

Tel: +31618083886
E-mail: benelux@saj-electric.com

SAJ Spain

Tel: +34 622 852 499
E-mail: spain@saj-electric.com

SAJ Italy

Tel: +39 348 6519136
E-mail: italy@saj-electric.com

SAJ UK

Tel: +44 7961 227557
E-mail: uk@saj-electric.com

SAJ Brazil

Tel: +55 (0) 8007292325
E-mail: brasil@saj-electric.com

SAJ Australia

Tel: 1800888725
E-mail: info@saj-electric.com.au

SAJ India

Tel: +91 84900 16039
E-mail: india@saj-electric.com

SAJ Pakistan

Tel: +92 300 866 48 34
E-mail: pakistan@saj-electric.com



Guangzhou Sanjing Electric Co.,Ltd.

Add: SAJ Innovation Park, No.9, Lizhishan Road, Science City, Guangzhou High-tech Zone, Guangdong, China.
E-mail: info@saj-electric.com Tel: +86 400-960-0112 Fax: +86 020-66608589 Web: www.saj-electric.com



Products are continuously updated and parameters are just for reference.
Made in China Manufacturer: SAJ

RESIDENTIAL & COMMERCIAL SOLAR SOLUTIONS

www.saj-electric.com

RESIDENTIAL & COMMERCIAL SOLAR SOLUTIONS

Whole series of on-grid inverters from 0.7-125kW
For residential & commercial solar systems



R5 Series Single Phase Inverter

R5-0.7K/1K/1.5K/2K/2.5K/3K-S1-15

R5-3K/4K/5K/6K/7K/8K-S2-15

R6 Series Single/Three Phase Inverter

R6-5K/6K/7K/8K/9K/10K-S2-X

R6-5K/6K/7K/8K/9K/10K-S3

R6-3K/4K/5K/6K/8K/10K/12K/15K-T2

R6-15K/17K/20K/22K/25K-T2-32

R6-25K/30K/33K/36K-T3-32

R6-36K/40K/50K-T4-32

C6 Series String Inverter

C6-75K-T6

C6-100K-T9


C6-110K/125K-T12


R5 SERIES


SINGLE PHASE INVERTER





R5-0.7K-S1-15 | R5-1K-S1-15 | R5-1.5K-S1-15
R5-2K-S1-15 | R5-2.5K-S1-15 | R5-3K-S1-15


 Compact and light weight

 APP connection, all data at real time

 Remote maintenance configuration

 Quiet operation, no noise pollution

 External module with screen display

 High reliability, relay redundancy design

MODEL	R5-0.7K-S1-15	R5-1K-S1-15	R5-1.5K-S1-15	R5-2K-S1-15	R5-2.5K-S1-15	R5-3K-S1-15
DC Input						
Max.PV Array Power [Wp]@STC	1050	1500	2250	3000	3750	4500
Max.DC Voltage [V]	450				500	
MPPT Voltage Range [V]	40-425				50-450	
Rated DC Voltage [V]			360			
Start Voltage [V]	40				50	
Min.DC Voltage [V]			40			
Max.DC Input Current [A]			15			
Max.DC Short Circuit Current [A]			18			
No.of Strings per MPPT			1			
No.of MPPT			1			
DC Switch	Integrated					
AC Output						
Rated AC Power [W]	700	1000	1500	2000	2500	3000
Max.Apparent Power*1[VA]	770	1100	1650	2200	2750	3300
Rated Output Current [A]@230Vac	3.1	4.4	6.6	8.7	10.9	13.1
Max.Output Current [A]	3.5	5.0	7.5	10	12.5	15
Rated AC Voltage/Range [V]	L+N+PE, 220,230,240/180 ~ 280					
Rated Output Frequency/Range [Hz]	50,60/45 ~ 55,55 ~ 65					
Power Factor [cos φ]	0.8 leading ~ 0.8 lagging					
Total Harmonic Distortion [THDi]	<3%					
Efficiency						
Max. Efficiency	97.2%	97.3%	97.4%	97.6%	97.7%	97.8%
Euro Efficiency	96.4%	96.7%	96.8%	97.0%	97.1%	97.2%
MPPT Efficiency	>99.9%					
Protection						
Internal Overvoltage Protection	Integrated					
DC Insulation Resistance Detection	Integrated					
Grid Monitoring	Integrated					
GFCI Monitoring	Integrated					
DCI Monitoring	Integrated					
AC Short Circuit Current Protection	Integrated					
AC Grounding Detection	Integrated					
DC Surge Protection	Integrated					
AC Surge Protection	Integrated					
Anti-islanding Protection	Integrated					
Interface						
DC Connection	MC4/H4					
AC Connection	Plug-in Connector					
Display	LED+APP					
Communication Port	RS232(USB)+RS485(RJ45)+DRM					
Communication	Wi-Fi/Ethernet/4G(Optional)					
General Parameters						
Topology	Non-isolated					
Consumption at Night [W]	<1					
Operating Temperature Range	-40°C to +60°C (45°C to 60°C with derating)					
Cooling Method	Natural Convection					
Ambient Humidity	0-100% Non-condensing					
Altitude	4000m (>3000m Power Derating)					
Noise [dBA]	<25					
Ingress Protection	IP65					
Mounting	Wall Mounting					
Dimensions [H*W*D] [mm]	302*289*142					
Weight [kg]	7.2				7.5	
Warranty [Year]	5/10/15/20					
Applicable Standard	EN 62109-1/2, EN 61000-6-1/2/3/4, EN 50438, EN 50549, C10/11, IEC 62116, IEC 61727, RD 1699, RD 413, UNE 206006, UNE 206007, NTS, CEI 0-16, CEI 0-021, AS 4777.2, NBR 16149, NBR 16150 VDE-AR-N 4105, VDE 0126-1-1					

Remarks: *1According to C10/C11, Max. Apparent Power= Rated AC Power.

R5 SERIES

SINGLE PHASE INVERTER



R5-3K-S2-15 | R5-3.6K-S2-15 | R5-4K-S2-15
 R5-5K-S2-15 | R5-5K-S2-15-B | R5-6K-S2-15
 R5-6K-S2-15-IE | R5-7K-S2-15 | R5-8K-S2-15

Lightning protection, High precision leakage monitoring

Low standby consumption
High efficiency, high yield

APP connection
All data at real time

Remote maintenance
Remote configuration

Quiet generation
No noise pollution

Intelligent & grid-friendly
Active response to grid dispatch

MODEL	R5-3K-S2-15	R5-3.6K-S2-15	R5-4K-S2-15	R5-5K-S2-15	R5-5K-S2-15-B	R5-6K-S2-15	R5-6K-S2-15-IE	R5-7K-S2-15	R5-8K-S2-15	
DC Input										
Max.PV Array Power [Wp]@STC	4500	5400	6000	7500	7500	9000	9000	10500	12000	
Max.DC Voltage [V]	600									
MPPT Voltage Range [V]	90-550									
Rated DC Voltage [V]	360									
Start Voltage [V]	100									
Min.DC Voltage [V]	80									
Max.DC Input Current [A]				15/15				30/15		
Max.DC Short Circuit Current [A]				18/18				36/18		
No.of Strings per MPPT				1/1				2/1		
No.of MPPT	2									
DC Switch	Integrated									
AC Output										
Rated AC Power [W]	3000	3680	4000	5000	5000	6000	5500	7000	8000	
Max.Apparent Power ¹ [VA]	3300	3680	4400	5500	5000	6000	5500	7700	8000	
Rated Output Current [A]@230Vac	13.1	16.0	17.4	21.8 ²	21.8	26.1	25.0	30.5	34.8	
Max.Output Current [A]	14.4	16.0	19.2	23.9	21.8	26.1	25.0	33.5	34.8	
Rated AC Voltage/Range [V]	L+N+PE, 220,230,240/180~280									
Rated Output Frequency/Range [Hz]	50,60/45~55,55~65									
Power Factor [cos φ]	0.8 leading~0.8 lagging									
Total Harmonic Distortion [THDi]	<3%									
Efficiency										
Max. Efficiency	97.8%	98.0%	98.0%	98.1%	98.1%	98.2%	98.2%	98.2%	98.3%	
Euro Efficiency	97.2%	97.5%	97.5%	97.6%	97.6%	97.6%	97.6%	97.7%	97.8%	
MPPT Efficiency	>99.9%									
Protection										
Internal Overvoltage Protection	Integrated									
DC Insulation Resistance Detection	Integrated									
Grid Monitoring	Integrated									
GFCI Monitoring	Integrated									
DCI Monitoring	Integrated									
AC Short Circuit Current Protection	Integrated									
AC Grounding Detection	Integrated									
DC Surge Protection	Integrated									
AC Surge Protection	Integrated									
Anti-islanding Protection	Integrated									
Interface										
DC Connection	MC4/H4									
AC Connection	Plug-in Connector							Terminal Block		
Display	LED+APP									
Communication Port	RS232(USB)+RS485(RJ45)+DRM									
Communication	Wi-Fi/Ethernet/4G(Optional)									
General Parameters										
Topology	Non-isolated									
Consumption at Night [W]	<1									
Operating Temperature Range	-40°C to +60°C (45°C to 60°C with derating)									
Cooling Method	Natural Convection									
Ambient Humidity	0-100% Non-condensing									
Altitude	4000m (>3000m Power Derating)									
Noise [dBA]	<25									
Ingress Protection	IP65									
Mounting	Wall Mounting									
Dimensions [H*W*D] [mm]	389*367*143							429*418*177		
Weight [kg]	12.2							18		
Warranty [Year]	5/10/15/20									
Applicable Standard	EN 62109-1/2, EN 61000-6-1/2/3/4, EN 50438, EN 50549, C10/11, IEC 62116, IEC 61727, RD 1699, RD 413, UNE 206006, UNE 206007, NTS, CEI 0-16, CEI O-021, AS 4777.2, NBR 16149, NBR 16150 VDE-AR-N 4105, VDE 0126-1-1									

Remarks: ¹According to C10/C11, Max. Apparent Power= Rated AC Power.

²According to VDE-ARN-N 4105, Rated AC Current for R5-5K-S2-15 is 20A; According to AS4777.2, Rated AC Current for R5-5K-S2-15 is 21.7A.

R6 SERIES

SINGLE PHASE INVERTER



R6-5K-S2-X | R6-6K-S2-IE-X | R6-6K-S2-X
 R6-7K-S2-X | R6-8K-S2-X | R6-9K-S2-X
 R6-10K-S2-X

AFCI AFCI (Optional)

16A String current up to 16A

Max. Efficiency 98.2%

Built-in AC & DC SPD

110% 110% AC overloading

24/7 load monitoring (Optional)

MODEL	R6-5K-S2-X	R6-6K-S2-IE-X	R6-6K-S2-X	R6-7K-S2-X	R6-8K-S2-X	R6-9K-S2-X	R6-10K-S2-X
DC Input							
Max.PV Array Power [Wp]@STC	7500	9000	9000	10500	12000	12000	12000
Max.DC Voltage [V]	600						
MPPT Voltage Range [V]	90 ~ 550						
Rated DC Voltage [V]	360						
Start Voltage [V]	100						
Min.DC Voltage [V]	80						
Max.DC Input Current [A]	16/16						
Max.DC Short Circuit Current [A]	19.2/19.2						
No.of Strings per MPPT	1/1						
No.of MPPT	2						
DC Switch	Integrated						
AC Output							
Rated AC Power [W]	5000	5500	6000	7000	8000	9000	10000
Max.Apparent Power ¹ [VA]	5500	5500	6600	7700	8800	9900	10000
Rated Output Current [A]@230Vac	21.7 ²	25	26.1	30.4	34.8	39.1	43.5
Max.Output Current [A]	25	25	30	35	40	45	45.5
Rated AC Voltage/Range [V]	L+N+PE, 220,230,240/180 ~ 280						
Rated Output Frequency/Range [Hz]	50,60/45 ~ 55,55 ~ 65						
Power Factor [cos φ]	0.8 leading ~ 0.8 lagging						
Total Harmonic Distortion [THDi]	<3%						
Efficiency							
Max. Efficiency	98.2%						
Euro Efficiency	97.8%						
Protection							
Internal Overvoltage Protection	Integrated						
DC Insulation Resistance Detection	Integrated						
Grid Monitoring	Integrated						
GFCI Monitoring	Integrated						
DCI Monitoring	Integrated						
AC Short Circuit Current Protection	Integrated						
AC Grounding Detection	Integrated						
DC Surge Protection	Integrated						
AC Surge Protection	Integrated						
Anti-islanding Protection	Integrated						
AFCI Protection	Optional						
Interface							
DC Connection	MC4/ H4						
AC Connection	Plug-in Connector						
Display	LED+APP						
Communication Port	RS232(USB)+RS485(RJ45)+DRM						
Communication	Wi-Fi/Ethernet/4G(Optional)						
Load Monitoring	24/7 (Optional)						
General Parameters							
Topology	Non-isolated						
Consumption at Night [W]	<1						
Operating Temperature Range	-40°C to +60°C (45°C to 60°C with derating)						
Cooling Method	Natural Convection						
Ambient Humidity	0~100% Non-condensing						
Altitude	4000m (>3000m Power Derating)						
Noise [dBA]	<35						
Ingress Protection	IP65						
Mounting	Wall Mounting						
Dimensions [H*W*D] [mm]	391*532*202						
Weight [kg]	16.5			17.3			
Warranty [Year]	5 /10/15/20						
Applicable Standard	EN 62109-1/2, EN 61000-6-1/2/3/4, EN 50438, EN 50549, C10/11, IEC 62116, IEC 61727, RD 1699, RD 413, UNE 206006, UNE 206007, NTS, CEI 0-16, CEI 0-021, AS 4777.2, NBR 16149, NBR 16150 VDE-AR-N 4105, VDE 0126-1-1						

Remarks: ¹ According to C10/C11, Max. Apparent Power= Rated AC Power.

² According to VDE-ARN-N 4105, Rated AC Current for R6-5K-S2-X is 20A.

R6 SERIES

SINGLE PHASE INVERTER



R6-5K-S3 | R6-6K-S3-IE | R6-6K-S3 | R6-7K-S3
R6-8K-S3 | R6-9K-S3 | R6-10K-S3

AFCI AFCI (Optional)

16A String current up to 16A

Max. Efficiency 98.2%

Built-in AC & DC SPD

MAX Max. 3 MPP trackers

24/7 load monitoring (Optional)

MODEL	R6-5K-S3	R6-6K-S3-IE	R6-6K-S3	R6-7K-S3	R6-8K-S3	R6-9K-S3	R6-10K-S3
DC Input							
Max. PV Array Power [Wp]@ STC	7500	9000	9000	10500	12000	13500	15000
Max. DC Voltage [V]	600						
MPPT Voltage Range [V]	90 ~ 550						
Rated DC Voltage [V]	360						
Start Voltage [V]	100						
Min. DC Voltage [V]	80						
Max. DC Input Current [A]	16/16/16						
Max. DC Short Circuit Current [A]	19.2/19.2/19.2						
No. of Strings per MPPT	1/1/1						
No. of MPPT	3						
DC Switch	Integrated						
AC Output							
Rated AC Power [W]	5000	5500	6000	7000	8000	9000	10000
Max.Apparent Power*[VA]	5500	5500	6600	7700	8800	9900	10000
Rated Output Current [A]@ 230Vac	21.7* ²	25	26.1	30.4	34.8	39.1	43.5
Max.Output Current [A]	25	25	30	35	40	45	45.5
Rated AC Voltage/ Range [V]	L+N+PE, 220, 230, 240/ 180 ~ 280						
Rated Output Frequency/ Range [Hz]	50, 60/ 45 ~ 55, 55 ~ 65						
Power Factor [cos φ]	0.8 leading ~ 0.8 lagging						
Total Harmonic Distortion [THDi]	<3%						
Efficiency							
Max. Efficiency	98.2%						
Euro Efficiency	97.8%						
Protection							
Internal Overvoltage Protection	Integrated						
DC Insulation Resistance Detection	Integrated						
Grid Monitoring	Integrated						
GFCI Monitoring	Integrated						
DCI Monitoring	Integrated						
AC Short Circuit Current Protection	Integrated						
AC Grounding Detection	Integrated						
DC Surge Protection	Integrated						
AC Surge Protection	Integrated						
Anti-islanding Protection	Integrated						
AFCI Protection	Optional						
Interface							
DC Connection	MC4/ H4						
AC Connection	Plug-in Connector						
Display	LED+APP						
Communication Port	RS232(USB) +RS485(RJ45) +DRM						
Communication	Wi-Fi/ Ethernet/ 4G(Optional)						
Load Monitoring	24/7 (Optional)						
General Parameters							
Topology	Non-isolated						
Consumption at Night [W]	<1						
Operating Temperature Range	-40°C to +60°C (45°C to 60°C with derating)						
Cooling Method	Natural Convection						
Ambient Humidity	0~100% Non-condensing						
Altitude	4000m (>3000m Power Derating)						
Noise [dBA]	<35						
Ingress Protection	IP65						
Mounting	Wall Mounting						
Dimensions [H*W*D][mm]	391*532*202						
Weight [kg]	17.3				18		
Warranty [Year]	5/10/15/20						
Applicable Standard	EN 62109-1/2, EN 61000-6-1/2/3/4, EN 50438, EN 50549, C10/11, IEC 62116, IEC 61727, RD 1699, RD 413, UNE 206006, UNE 206007, NTS, CEI 0-16, CEI O-021, AS 4777.2, NBR 16149, NBR 16150 VDE-AR-N 4105, VDE 0126-1-1						

Remarks: *¹ According to C10/C11, Max. Apparent Power= Rated AC Power.

*²According to VDE-ARN-N 4105, Rated AC Current for R6-5K-S3 is 20A.

R6 SERIES

THREE PHASE INVERTER



R6-3K-T2 | R6-4K-T2 | R6-5K-T2 | R6-6K-T2
 R6-8K-T2 | R6-10K-T2 | R6-10K-T2-B
 R6-12K-T2 | R6-15K-T2

AFCI AFCI (Optional)

16A String current up to 16A

Max. Efficiency 98.6%

Built-in AC & DC SPD

110% 110% AC overloading

24/7 load monitoring (Optional)

MODEL	R6-3K-T2	R6-4K-T2	R6-5K-T2	R6-6K-T2	R6-8K-T2	R6-10K-T2	R6-10K-T2-B	R6-12K-T2	R6-15K-T2
DC Input									
Max. PV Array Power [Wp]@ STC	4500	6000	7500	9000	12000	15000	15000	18000	22500
Max. DC Voltage [V]	1100								
MPPT Voltage Range [V]	160 ~ 950								
Rated DC Voltage [V]	600								
Start Voltage [V]	180								
Min. DC Voltage [V]	150								
Max. DC Input Current [A]	16/16								
Max. DC Short Circuit Current [A]	19.2/19.2								
No. of Strings per MPPT	1/1								
No. of MPPT	2								
DC Switch	Integrated								
AC Output									
Rated AC Power [W]	3000	4000	5000	6000	8000	10000	10000	12000	15000
Max.Apparent Power*[VA]	3300	4400	5500	6600	8800	11000	10000	13200	15000
Rated Output Current [A]@ 230Vac	4.4	5.8	7.3	8.7	11.6	14.5	14.5	17.4	21.8
Max.Output Current [A]	5.0	6.7	8.4	10.0	13.4	16.7	15.2	20.0	22.8
Rated AC Voltage/ Range [V]	3L+N+PE, 220/380, 230/400, 240/415; 180 ~ 280/ 312 ~ 485								
Rated Output Frequency/ Range [Hz]	50,60/ 45 ~ 55,55 ~ 65								
Power Factor [cos φ]	0.8 leading ~ 0.8 lagging								
Total Harmonic Distortion [THDi]	<3%								
Efficiency									
Max. Efficiency	98.2%	98.5%	98.5%	98.5%	98.6%	98.6%	98.6%	98.6%	98.6%
Euro Efficiency	97.8%	98.2%	98.2%	98.2%	98.3%	98.3%	98.3%	98.4%	98.4%
Protection									
Internal Overvoltage Protection	Integrated								
DC Insulation Resistance Detection	Integrated								
Grid Monitoring	Integrated								
GFCI Monitoring	Integrated								
DCI Monitoring	Integrated								
AC Short Circuit Current Protection	Integrated								
AC Grounding Detection	Integrated								
DC Surge Protection	Integrated								
AC Surge Protection	Integrated								
Anti-islanding Protection	Integrated								
AFCI Protection	Optional								
Interface									
DC Connection	MC4/ H4								
AC Connection	Plug-in Connector								
Display	LED+APP								
Communication Port	RS232(USB) +RS485(RJ45) +DRM								
Communication	Wi-Fi/ Ethernet/ 4G(Optional)								
Load Monitoring	24/7 (Optional)								
General Parameters									
Topology	Non-isolated								
Consumption at Night [W]	<1								
Operating Temperature Range	-40°C to +60°C (45°C to 60°C with derating)								
Cooling Method	Natural Convection								
Ambient Humidity	0-100% Non-condensing								
Altitude	4000m (>3000m Power Derating)								
Noise [dBA]	<35								
Ingress Protection	IP65								
Mounting	Wall Mounting								
Dimensions [H*W*D][mm]	391*532*190								
Weight [kg]	15								
Warranty [Year]	5/10/15/20								
Applicable Standard	EN 62109-1/2, EN 61000-6-1/2/3/4, EN 50438, EN 50549, C10/11, IEC 62116, IEC 61727, RD 1699, RD 413, UNE 206006, UNE 206007, NTS, CEI 0-16, CEI 0-021, AS 4777.2, NBR 16149, NBR 16150 VDE-AR-N 4105, VDE 0126-1-1								

Remarks: * According to C10/C11, Max. Apparent Power= Rated AC Power.

R6 SERIES


THREE PHASE INVERTER



R6-15K-T2-32 | R6-17K-T2-32 | R6-20K-T2-32
R6-22K-T2-32 | R6-25K-T2-32


AFCI AFCI (Optional)

16A String current up to 16A

 Max. Efficiency 98.8%

 Built-in AC & DC SPD

110% 110% AC overloading

 24/7 load monitoring (Optional)

MODEL	R6-15K-T2-32	R6-17K-T2-32	R6-20K-T2-32	R6-22K-T2-32	R6-25K-T2-32
DC Input					
Max.PV Array Power [Wp]@STC	22500	25500	30000	33000	37500
Max.DC Voltage [V]	1100				
MPPT Voltage Range [V]	180 ~ 1000				
Rated DC Voltage [V]	600				
Start Voltage [V]	200				
Min.DC Voltage [V]	180				
Max.DC Input Current [A]	32/32				
Max.DC Short Circuit Current [A]	38.4/38.4				
No.of Strings per MPPT	2/2				
No.of MPPT	2				
DC Switch	Integrated				
AC Output					
Rated AC Power [W]	15000	17000	20000	22000	25000
Max.Apparent Power*[VA]	16500	18700	22000	24200	25000
Rated Output Current [A]@230Vac	21.7	24.6	29	31.9	36.2
Max.Output Current [A]	25	28.3	33.3	36.7	37.9
Rated AC Voltage/Range [V]	3L+N+PE, 220/380, 230/400, 240/415; 180 ~ 280/312 ~ 485				
Rated Output Frequency/Range [Hz]	50,60/45 ~ 55,55 ~ 65				
Power Factor [cos φ]	0.8 leading ~ 0.8 lagging				
Total Harmonic Distortion [THDi]	<3%				
Efficiency					
Max. Efficiency	98.8%				
Euro Efficiency	98.5%				
Protection					
Internal Overvoltage Protection	Integrated				
DC Insulation Resistance Detection	Integrated				
Grid Monitoring	Integrated				
GFCI Monitoring	Integrated				
DCI Monitoring	Integrated				
AC Short Circuit Current Protection	Integrated				
AC Grounding Detection	Integrated				
DC Surge Protection	Integrated				
AC Surge Protection	Integrated				
Anti-islanding Protection	Integrated				
AFCI Protection	Optional				
Interface					
DC Connection	MC4/H4				
AC Connection	Plug-in Connector				
Display	LED+APP				
Communication Port	RS232(USB)+RS485(RJ45)+DRM				
Communication	Wi-Fi/Ethernet/4G(Optional)				
Load Monitoring	24/7 (Optional)				
General Parameters					
Topology	Non-isolated				
Consumption at Night [W]	<1				
Operating Temperature Range	-40°C to +60°C (45°C to 60°C with derating)				
Cooling Method	Intelligent Fan cooling				
Ambient Humidity	0-100% Non-condensing				
Altitude	4000m (>3000m Power Derating)				
Noise [dBA]	<50				
Ingress Protection	IP65				
Mounting	Wall Mounting				
Dimensions [H*W*D] [mm]	429.5*558*234.5				
Weight [kg]	22.5				
Warranty [Year]	5/10/15/20				
Applicable Standard	EN 62109-1/2, EN 61000-6-1/2/3/4, EN 50438, EN 50549, C10/11, IEC 62116, IEC 61727, RD 1699, RD 413, UNE 206006, UNE 206007, NTS, CEI 0-16, CEI 0-021, AS 4777.2, NBR 16149, NBR 16150 VDE-AR-N 4105, VDE 0126-1-1				

Remarks: *According to C10/C11, Max. Apparent Power= Rated AC Power.

R6 SERIES

THREE PHASE INVERTER



R6-25K-T3-32 | R6-30K-T3-32 | R6-33K-T3-32
 R6-36K-T3-32 | R6-36K-T4-32 | R6-40K-T4-32
 R6-50K-T4-32

AFCI AFCI (Optional)

16A String current up to 16A

Max. Efficiency 98.8%

Built-in AC & DC SPD

110% 110% AC overloading

24/7 load monitoring (Optional)

MODEL	R6-25K-T3-32	R6-30K-T3-32	R6-33K-T3-32	R6-36K-T3-32	R6-36K-T4-32	R6-40K-T4-32	R6-50K-T4-32
DC Input							
Max.PV Array Power [Wp]@STC	37500	45000	49500	54000	54000	60000	75000
Max.DC Voltage [V]	1100						
MPPT Voltage Range [V]	180 ~ 1000						
Rated DC Voltage [V]	600						
Start Voltage [V]	200						
Min.DC Voltage [V]	180						
Max.DC Input Current [A]	32/32/32			32/32/32/32			
Max.DC Short Circuit Current [A]	38.4/38.4/38.4			38.4/38.4/38.4/38.4			
No.of Strings per MPPT	2/2/2			2/2/2/2			
No.of MPPT	3			4			
DC Switch	Integrated						
AC Output							
Rated AC Power [W]	25000	30000	33000	36000	36000	40000	50000
Max.Apparent Power ¹ [VA]	25000	33000	36300	39600	39600	44000	50000
Rated Output Current [A]@230Vac	36.3	43.5 ²	47.8	52.2	52.2	58	72.5
Max.Output Current [A]	37.9	50	55	60	60	66.7	75.8
Rated AC Voltage/Range [V]	3L+N+PE, 220/380, 230/400, 240/415; 180 ~ 280/312 ~ 485						
Rated Output Frequency/Range [Hz]	50,60/45 ~ 55,55 ~ 65						
Power Factor [cos φ]	0.8 leading ~ 0.8 lagging						
Total Harmonic Distortion [THDi]	<3%						
Efficiency							
Max. Efficiency	98.8%						
Euro Efficiency	97.5%						
Protection							
Internal Overvoltage Protection	Integrated						
DC Insulation Resistance Detection	Integrated						
Grid Monitoring	Integrated						
GFCI Monitoring	Integrated						
DCI Monitoring	Integrated						
AC Short Circuit Current Protection	Integrated						
AC Grounding Detection	Integrated						
DC Surge Protection	Integrated						
AC Surge Protection	Integrated						
Anti-islanding Protection	Integrated						
AFCI Protection	Optional						
Interface							
DC Connection	MC4/H4						
AC Connection	Plug-in Connector						
Display	LED+APP						
Communication Port	RS232(USB)+RS485(RJ45)+DRM						
Communication	Wi-Fi/Ethernet/4G(Optional)						
Load Monitoring	24/7 (Optional)						
General Parameters							
Topology	Non-isolated						
Consumption at Night [W]	<1						
Operating Temperature Range	-40°C to +60°C (45°C to 60°C with derating)						
Cooling Method	Intelligent Fan cooling						
Ambient Humidity	0-100% Non-condensing						
Altitude	4000m (>3000m Power Derating)						
Noise [dBA]	<50						
Ingress Protection	IP65						
Mounting	Wall Mounting						
Dimensions [H*W*D] [mm]	473*659.4*240						
Weight [kg]	35			37		37.5	
Warranty [Year]	5/10/15/20						
Applicable Standard	EN 62109-1/2, EN 61000-6-1/2/3/4, EN 50438, EN 50549, C10/11, IEC 62116, IEC 61727, RD 1699, RD 413, UNE 206006, UNE 206007, NTS, CEI 0-16, CEI 0-021, AS 4777.2, NBR 16149, NBR 16150 VDE-AR-N 4105, VDE 0126-1-1						

Remarks: ¹According to C10/C11, Max. Apparent Power= Rated AC Power

²According to AS4777.2, Rated AC Current for R6-30K-T3-32 is 43.4A

C6 SERIES STRING INVERTER



C6-75K-T6 | C6-100K-T9
C6-110K-T12 | C6-125K-T12

SAFE AND RELIABLE

- Type II AC & DC surge protection
- IP68 rated intelligent cooling fan
- AFCI protection
- IP66 & C5 Protection

ULTRA-HIGH ENERGY YIELD

- String current up to 15A
- Max. efficiency 99%
- Max. 12 MPP trackers

SMART AND USER-FRIENDLY

- 24/7 load monitoring
- Easy upgrade

MODEL	C6-75K-T6	C6-100K-T9	C6-110K-T12	C6-125K-T12
DC Input				
Max.PV Array Power [KWp]@STC	112.5	150	165	180
Max.DC Voltage [V]	1100			
MPPT Voltage Range [V]	180~1000			
Rated DC Voltage [V]	600			
Start Voltage [V]	200			
Min.DC Voltage [V]	180			
Max.DC Input Current [A]	6*30	9*30	12*30	
Max.DC Short Circuit Current [A]	6*45	9*45	12*45	
No.of Strings per MPPT	2			
No.of MPPT	6	9	12	
DC Switch	Integrated			
AC Output				
Rated AC Power [kW]	75	100	110	125
Max.Apparent Power*[kVA]	82.5	110	121	125
Rated Output Current [A]@230Vac	108.3	144.3	158.8	180.4
Max.Output Current [A]	119.1	158.8	174.6	180.4
Rated AC Voltage/Range [V]	3+N+PE,230/400			
Rated Output Frequency/Range [Hz]	50,60/45 ~ 55,55 ~ 65			
Power Factor [cos φ]	0.8 leading ~ 0.8 lagging			
Total Harmonic Distortion [THDi]	<3%			
Efficiency				
Max. Efficiency	98.8%			
Euro Efficiency	98.5%			
Protection				
Internal Overvoltage Protection	Integrated			
DC Insulation Resistance Detection	Integrated			
Grid Monitoring	Integrated			
GFCI Monitoring	Integrated			
DCI Monitoring	Integrated			
AC Short Circuit Current Protection	Integrated			
AC Grounding Detection	Integrated			
DC Surge Protection	Typell			
AC Surge Protection	Typell			
Anti-islanding Protection	Integrated			
AFCI Protection	Optional			
Interface				
DC Connection	MC4/H4			
AC Connection	OT/DT Terminal(Max.240mm ²)			
Display	LED+APP			
Communication Port	RS232(USB)+RS485(RJ45)+DRM			
Communication	Wi-Fi/Ethernet/4G/PLC(Optional)			
General Parameters				
Topology	Non-isolated			
Consumption at Night [W]	<2			
Operating Temperature Range	-30°C to +60°C (45°C to 60°C with derating)			
Cooling Method	Intelligent Fan cooling			
Ambient Humidity	0~100% Non-condensing			
Altitude	4000m (>3000m Power Derating)			
Ingress Protection	IP66			
Mounting	Wall Mounting			
Dimensions [H*W*D] [mm]	660*1045*361			
Weight [kg]	93		98	
Warranty [Year]	5/10/15/20			
Applicable Standard	EN 62109-1/2, EN 61000-6-2/4, EN 50438, EN 50549, C10/11, IEC 62116, IEC 61727, RD 1699, RD 413, UNE 206006, UNE 206007, NTS, CEI 0-16, AS 4777.2, NBR 16149, NBR 16150 VDE-AR-N 4105, VDE 0126-1-1			

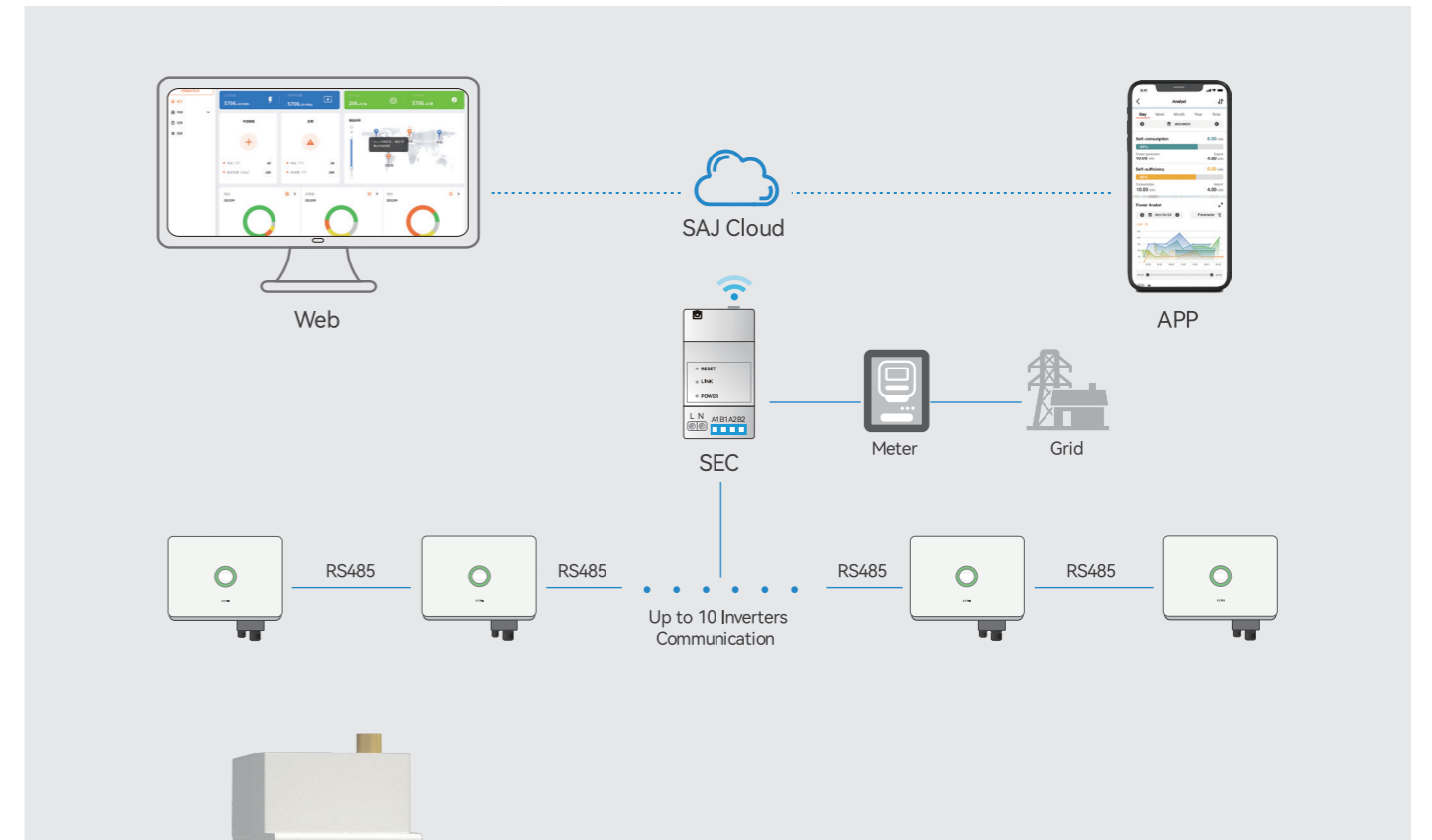
Remarks: *According to C10/C11, Max. Apparent Power= Rated AC Power.

DATA COLLECTOR



eSolar AIO3 | eSolar WiFi-D
eSolar 4G | eSolar GPRS

Model	eSolar AIO3	eSolar WiFi-D	eSolar 4G	eSolar GPRS (R5 Only)
General Parameters				
Connecting Inverters No. [Pcs]	1			
Inverter Communication Port	USB			
Communication	Wi-Fi/Ethernet/Bluetooth	Wi-Fi	4G/Bluetooth	GPRS/Bluetooth
Operating Frequency	2.4Ghz	2.4Ghz	LTE-TDD , LTE-FDD	850/900/1800/1900Mhz
Data Collection Interval [min]	0.5~30 [Optional], 5 [Standard]		1~30 [Optional], 10 [Standard]	
Firmware Update Method	Serial Port/ Remote			
Access Data Method	Integrated Webpage/ Remote Sever			
Display	OLED+LED	OLED+LED	LED	LED
Electrical Parameters				
Input Voltage	DC 5~7V (±5%)			
Static Consumption [W]	<0.3	<1	<0.25	<0.25
Max. Instant Consumption [W]	<8	<8	<18	<15
Environment				
Operating Temperature Range	-40°C~+60°C	-40°C~+85°C	-25°C~+75°C	-25°C~+75°C
Storage Temperature Range	-45°C~+70°C	-45°C~+90°C	-40°C~+90°C	-40°C~+90°C
Dimensions [H*W*D][mm]	145*50*41	125*50*41	125*53*31	125*53*31
Weight [g]	100	80	87	87
Ingress Protection	IP65			
Others				
Mounting Method	Plug-in + Screw Lock			
Warranty [Year]	2			



eSolar SEC

Model	eSolar SEC-C/eSolar SEC-S
General Parameters	
Application	Commercial Projects Monitoring
Max. No. of Connected Devices [Pcs]	10
Communication	Wi-Fi/ Ethernet/ Bluetooth/ RS485
Data Collection Interval [min]	1~30 [Optional], 10 [Standard]
Firmware Update Method	Serial Port / Remote
Data Access Method	APP/ Web/ Sever
Display	LED
Electrical Parameters	
Input Voltage	100~240Vac
Input Frequency	50/60Hz
Static Power [W]	<0.8
Max. Instantaneous Power [W]	<5
General Data	
Operating Temperature Range	-25°C~+60°C
Storage Temperature Range	-40°C~+85°C
Dimensions [H*W*D][mm]	84.4*36*65.5
Weight [g]	100
Ingress Protection	IP20
Others	
Mounting	Rail
Warranty [year]	2
Certification	CE RoHS

eSAJ Portal



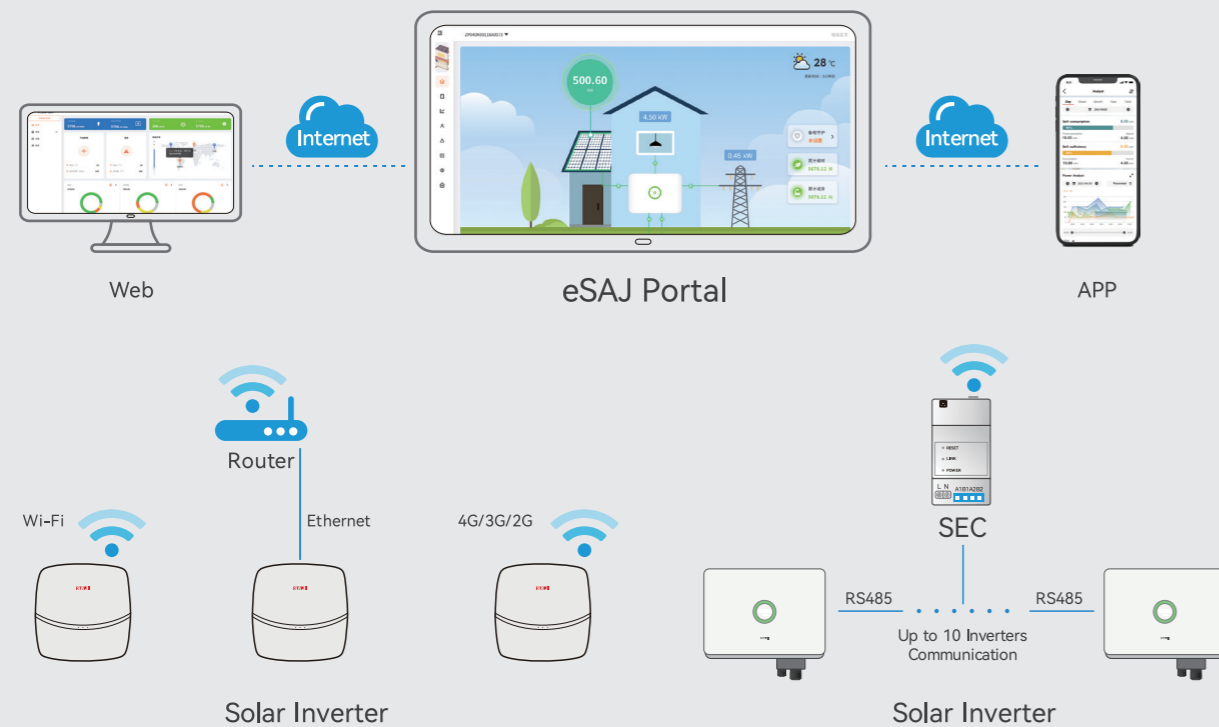
Data monitoring, Remote maintenance & Energy management



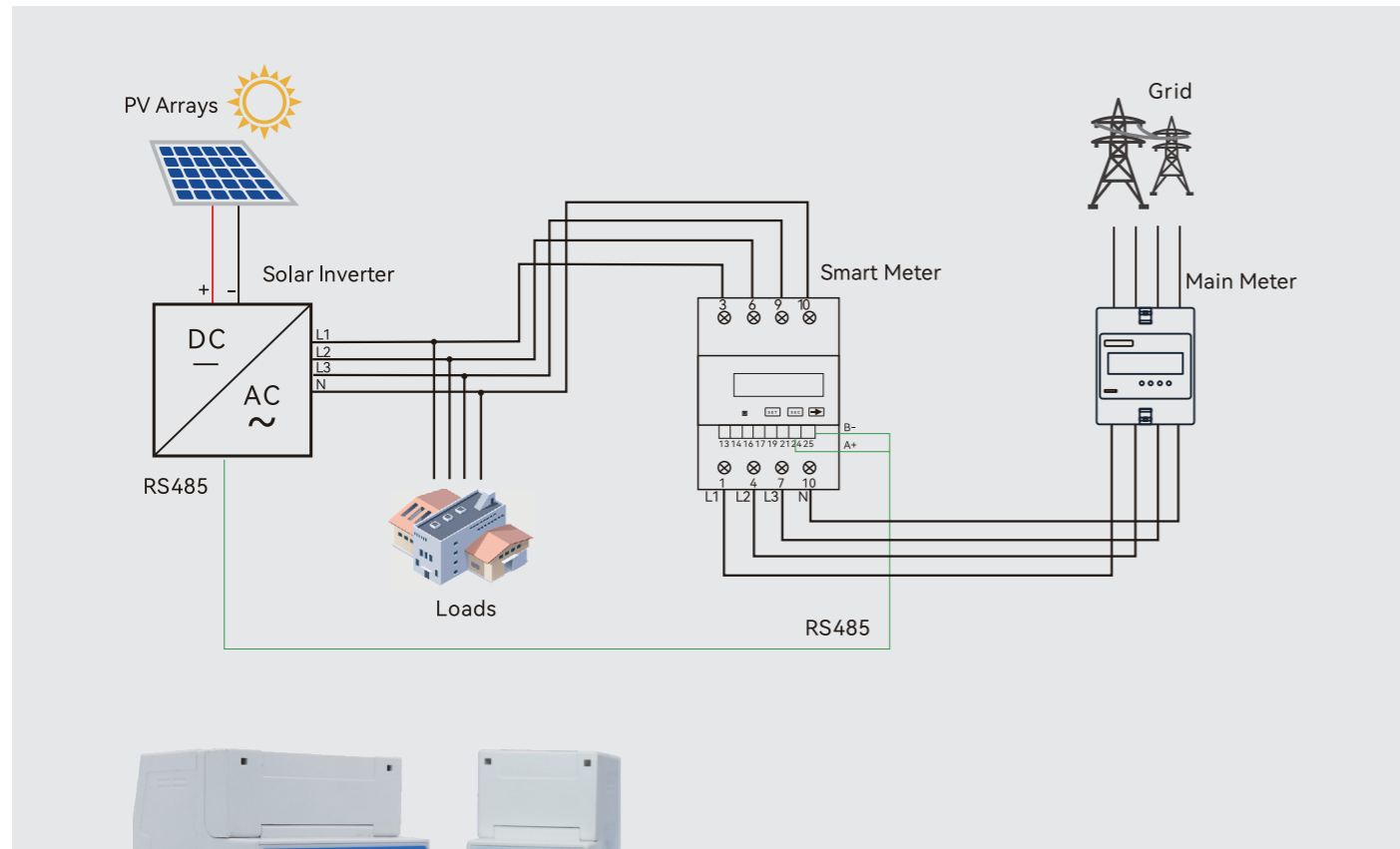
Smart Operation & Management

- Data exportable
- Alarm notification
- Data visualization
- PV plant(s) shareable
- 24H real-time data reading
- Remote setting & monitoring
- PV plant & device error detection
- Single / multiple plants monitoring available

Networking



Category	Function	eSAJ Home Web	eSAJ Home App
Homepage	Plant Overview	•	•
	Data Summary	•	•
	PV Plants List	•	•
Plants Management	Add Plant	•	•
	Share Plant	•	•
	Load Monitoring	•	•
	Devices List	•	•
Devices Management	Device Details	•	•
	Remote Parameter Setting		•
Alarm Management	Alarm List	•	•
	Alarm Details	•	•
	Plants Report	•	•
Statistics & Analysis	Devices Statistics	•	
	Alarm Statistics	•	
	Visualized Dashboard	•	
	Power Monitoring	•	•
Homepage of Single Plant	Power Statistics	•	•
	Visualized Draft	•	•
	Account Management	•	•
User Mangement	Bluetooth Connection Setting		•
	WiFi Connection Set Up		•
	Cloud Connection Setting		•
Designer	Designs List	•	
	Plant Design	•	
Demo	Demo Site	•	•



Smart Meters

Zero export solution aims to prevent solar systems from exporting excess power into the grid, to ensure the quality and waveform of voltage subject to standards of local authorities. SAJ provides zero export solution to meet emerging technical requirements and various applications on sites. Smart meter measures and calculates the system electrical parameters and interacts with inverter for energy management and zero export control purposes.

Model	DDSU666	DTSU666
Electrical Parameters		
Application	Single phase	Three phase
Nominal Voltage [V]	220,230,240	3×220/380
Operating Range	0.7~1.2 Un	0.7~1.2 Un
Max. Current [A]	80	80
Frequency/Range [Hz]	50,60/±5	50,60/±5
Power Consumption [W]	≤1	≤1
Max. Instant Consumption [VA]	≤5	≤5
General Parameters		
Display	LCD	LCD
Communication	RS485	RS485
Operating Temperature range	-40°C~60°C	-40°C~60°C
Ambient Humidity	0-95% Non-condensing	0-95% Non-condensing
Ingress Protection	IP54	IP54
Installation Method	Mounting Rack	Mounting Rack
Dimensions [H*W*D][mm]	98*36*65	98*72*65
Weight [g]	200	400
Certification	CE, ROHS	CE, ROHS

Both internal CT meter and external CT are available

Commercial Solar Solutions



Plant capacity:
100kWp

Inverters: 8* R5-12K-T2
Location: Conghua, China



Plant capacity:
400kWp

Inverters: 37* R5-12K-T2
Location: Guangzhou, China

Rooftop Solar Solutions



Plant capacity:
5kWp

Inverters: R5-5K-S2
Location: Australia



Plant capacity:
8kWp

Inverters: R5-8K-S2
Location: Mexico



Plant capacity:
17kWp

Inverters: R5-17K-T2
Location: Sweden



Plant capacity:
20kWp

Inverters: R5-20K-T2
Location: Portugal